

24 June 2024

Financial Services | Banks

## ธนาคารกรุงเทพ (BBL TB)

ซื้อ (คงคำแนะนำ)

Top Value And Defensive Play; คงคำแนะนำ "ซื้อ"

Target Price (Return): THB164 (+24%)  
 Price (Market Cap): THB132 (USD6,860m)  
 ESG score: 3.1 (out of 4)  
 Avg Daily Turnover (THB/USD) 881m/23.9m

- คงคำแนะนำ "ซื้อ" และราคาเป้าหมายที่ 164 บาท (upside 24%) และอัตราผลตอบแทนเงินปันผลราว 5% แม้ว่าความไม่แน่นอนทางการเมืองอาจส่งผลกระทบต่อราคาหุ้นในระยะสั้น เรายังคงเชื่อว่าราคาหุ้นที่ต่ำและมูลค่าที่ถูกละเลยในปัจจุบัน (P/BV 0.45x และ P/E 6x ซึ่งต่ำกว่าค่าเฉลี่ยในอดีต -1.5SD) เป็นโอกาสที่ดีในการเพิ่มการลงทุนใน BBL เรายังคงมอง BBL เป็นหุ้นพื้นฐานดี (Top defensive and value play) ซึ่งอยู่ในสถานะที่ดีกว่าคู่แข่งในการรับมือกับปัจจัยด้านลบและความท้าทายเกี่ยวกับคุณภาพสินเชื่อ จากเงินกันสำรองที่สูงและโครงสร้างสินเชื่อที่มีความเสี่ยงน้อยกว่า

- จากการเข้าพบธนาคารแห่งประเทศไทย (ธปท.) สำนักงานเศรษฐกิจการคลัง (สศค.) และเขตพัฒนาพิเศษภาคตะวันออก (EEC) ในช่วงที่ผ่านมา มองว่าแนวโน้ม 2H ปรับดีขึ้นจาก 1H ประเด็นหลักจากที่เข้าพบ ธปท. สศค. และ EEC ในช่วงที่ผ่านมา ได้แก่ i) เศรษฐกิจมหภาคและการเติบโตของ GDP มีแนวโน้มปรับดีขึ้นใน 2H67 จาก 1H67 ii) แรงผลักดันที่ให้ ธปท. ปรับลดอัตราดอกเบี้ยนโยบายในปี 2567 มีจำกัด และ iii) ปัจจัยเสี่ยงหลักที่ต้องติดตาม เช่น ความตึงเครียดทางภูมิรัฐศาสตร์ และหนี้ครัวเรือนที่อยู่ในระดับสูง (91.3% ของ GDP ณ 4Q66) ซึ่งอาจกระทบความสามารถในการชำระหนี้ของ SME รายเล็กและครัวเรือนกลุ่มเปราะบาง

- การกระตุ้นทางการคลังและภาคท่องเที่ยวจะเป็นแรงขับเคลื่อนหลักต่อเศรษฐกิจ RHB Economics คงประมาณการ GDP ไทยไว้ที่ 2.4% สำหรับปี 2567 ใกล้เคียงกับที่ ธปท. (2.6%) และ สศค. (2.4%) คาดการณ์ ปัจจัยทางเศรษฐกิจที่เป็นแรงหนุนในช่วงที่เหลือของปี ได้แก่ i) การเร่งเบิกจ่ายงบประมาณรัฐบาลปี FY67-68 (โดยเฉพาะใน 2H67) ii) การขยายตัวต่อเนื่องของภาคท่องเที่ยวและการบริโภคเอกชน และ iii) การขยายตัวต่อเนื่องของ FDI หมายเหตุ: รัฐบาลได้ตั้งคณะกรรมการติดตามเร่งรัดการเบิกจ่ายงบประมาณและการใช้จ่ายภาครัฐเพื่อเร่งกระบวนการการเบิกจ่ายให้ได้ตามเป้าหมาย (เป้าอัตราเบิกจ่าย 92% สำหรับปี FY67 และ 94.4% สำหรับปี FY68 เทียบกับ 48% ใน 7MFY67) โดยการเร่งเบิกจ่ายงบนี้จะช่วยสนับสนุนการเติบโตสินเชื่อและลดแรงกดดันต่อคุณภาพสินเชื่อ

- BBL จะเป็นผู้ได้รับผลดีหลักจากแรงกระตุ้นเหล่านี้ เนื่องจาก BBL เป็นผู้ให้สินเชื่อธุรกิจรายหลัก (45% ของสินเชื่อรวม) และโครงสร้างสินเชื่อมีความเสี่ยงน้อย (ลูกหนี้กลุ่ม SME ขนาดเล็กและสินเชื่อส่วนบุคคลที่เปราะบางมีสัดส่วนน้อย) ตาม Figure 7 และ 8 นอกจากนี้ เงินกันสำรองของ BBL อยู่ในระดับสูง (292% ใน 1Q67 เทียบทั้งระบบที่ 173%) และมีแรงส่งที่แข็งแกร่งจากธุรกิจในตลาดต่างประเทศ (25% ของสินเชื่อรวม) ทำให้ธนาคารอยู่ในสถานะที่ดีกว่าคู่แข่งในการบริหารความเสี่ยงจากคุณภาพสินทรัพย์และความท้าทายในอนาคต

- คาดการณ์กำไรสุทธิ 2Q67 ที่ 10.8 พันล้านบาท (-4% YoY, +3% QoQ) เรายังคาดว่ากำไรสุทธิของ BBL จะยังเติบโตเล็กน้อย QoQ ตามต้นทุนการปล่อยสินเชื่อที่ลดลง QoQ แม้ว่าค่าใช้จ่ายดำเนินงานที่สูงขึ้นใน 2Q และ 4Q ตามปัจจัยฤดูกาลและ NIM อาจหดตัว QoQ ทั้งนี้ ราคาเป้าหมายของเรารวม ESG discount 2% เนื่องจากคะแนน ESG ของ BBL ที่ 3.1 ต่ำกว่าค่ากลางของประเทศที่ 3.2

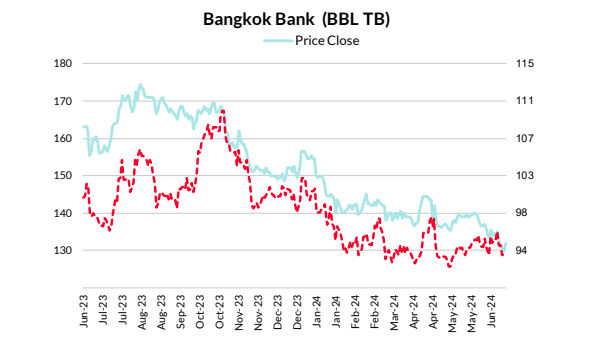
### Analyst

Prapharas Sirithanpassorn  
 +66 2088 9744  
 prapharas.sirithanpassorn@rhbgroup.com



### Share Performance (%)

	YTD	1m	3m	6m	12m
Absolute	(15.7)	(5.0)	(5.4)	(13.5)	(19.0)
Relative	(7.4)	0.3	1.0	(5.9)	(4.3)
52-wk Price low/high (THB)	130 - 175				



Source: Bloomberg

Forecasts and Valuation	Dec-22	Dec-23	Dec-24F	Dec-25F	Dec-26F
Reported net profit (THBm)	29,305	41,636	41,929	43,319	44,971
Net profit growth (%)	10.6	42.1	0.7	3.3	3.8
Recurring net profit (THBm)	29,305	41,636	41,929	43,319	44,971
Recurring EPS (THB)	15.35	21.81	21.97	22.69	23.56
BVPS (THB)	264.74	277.12	291.89	306.91	322.31
DPS (THB)	4.50	7.00	7.00	7.50	8.00
Recurring P/E (x)	8.60	6.05	6.01	5.82	5.60
P/B (x)	0.50	0.48	0.45	0.43	0.41
Dividend Yield (%)	3.4	5.3	5.3	5.7	6.1
Return on average equity (%)	5.9	8.1	7.7	7.6	7.5

Source: Company data, RHB

### Overall ESG Score: 3.1 (out of 4)

#### E: ติ

BBL มีนโยบายการปล่อยสินเชื่อที่มีความรับผิดชอบ โดยมีการกำหนดรายการสินเชื่อต้องห้าม (exclusion list) และคำนึงถึงประเด็นด้าน ESG เช่น การตัดไม้ทำลายป่าและการเปลี่ยนแปลงภูมิอากาศ (รวมถึงประเด็นอื่น ๆ) ซึ่งประเมินว่ามีผลกระทบต่อกิจกรรมทางธุรกิจ โดย BBL มีแนวทางเข้มงวดในการปล่อยสินเชื่อโครงการในอุตสาหกรรมเหมืองแร่ โรงไฟฟ้า และการพัฒนาโครงสร้างพื้นฐาน โดยใช้ Equator Principles ในกระบวนการพิจารณาสินเชื่อ

#### S: ติ

BBL ส่งเสริมการเข้าถึงบริการทางการเงินสำหรับผู้สูงอายุ SMEs และเกษตรกร รวมถึงกลุ่มเปราะบาง โดย BBL สนับสนุนให้พนักงานเข้าร่วมกิจกรรมทางสังคม ตามความสนใจ เพื่อสร้างความภาคภูมิใจในการช่วยเหลือสังคมและสร้างแรงบันดาลใจให้พนักงานทำหน้าที่อย่างดีที่สุดต่อไป

#### G: ดีเยี่ยม

BBL มุ่งมั่นทำตามมาตรฐานสูงสุดของจรรยาบรรณ และการกำกับดูแลกิจการสอดคล้องกับกฎเกณฑ์ในประเทศและระดับโลก

## Financial Exhibits

Asia	Financial summary (THB)	Dec-22	Dec-23	Dec-24F	Dec-25F	Dec-26F
Thailand	EPS	15.35	21.81	21.97	22.69	23.56
Financial Services	Recurring EPS	15.35	21.81	21.97	22.69	23.56
<b>Bangkok Bank</b>	DPS	4.50	7.00	7.00	7.50	8.00
BBL TB	BVPS	264.74	277.12	291.89	306.91	322.31
Buy						
	<b>Valuation metrics</b>	<b>Dec-22</b>	<b>Dec-23</b>	<b>Dec-24F</b>	<b>Dec-25F</b>	<b>Dec-26F</b>
<b>Valuation basis</b>	Recurring P/E (x)	8.60	6.05	6.01	5.82	5.60
	P/B (x)	0.5	0.5	0.5	0.4	0.4
	Dividend Yield (%)	3.4	5.3	5.3	5.7	6.1
Our GGM assumptions include:	<b>Income statement (THBm)</b>	<b>Dec-22</b>	<b>Dec-23</b>	<b>Dec-24F</b>	<b>Dec-25F</b>	<b>Dec-26F</b>
i. COE of 11.0%;	Interest income	139,088	194,365	201,666	199,862	202,904
ii. ROE of 7.6%; and	Interest expense	(36,865)	(63,504)	(74,002)	(70,830)	(72,074)
iii. 3.0% long term growth.	<b>Net interest income</b>	<b>102,223</b>	<b>130,860</b>	<b>127,664</b>	<b>129,032</b>	<b>130,830</b>
	Non interest income	36,672	36,627	36,766	37,805	38,842
	<b>Total operating income</b>	<b>138,895</b>	<b>167,487</b>	<b>164,430</b>	<b>166,837</b>	<b>169,672</b>
	Overheads	(69,019)	(81,775)	(80,252)	(81,684)	(81,234)
	<b>Pre-provision operating profit</b>	<b>69,876</b>	<b>85,712</b>	<b>84,177</b>	<b>85,153</b>	<b>88,438</b>
	Loan impairment allowances	(32,647)	(33,667)	(31,260)	(30,514)	(31,748)
	<b>Pre-tax profit</b>	<b>37,229</b>	<b>52,046</b>	<b>52,917</b>	<b>54,639</b>	<b>56,689</b>
	Taxation	(7,484)	(9,993)	(10,583)	(10,928)	(11,338)
	Minority interests	(440)	(417)	(405)	(392)	(381)
	<b>Reported net profit</b>	<b>29,305</b>	<b>41,636</b>	<b>41,929</b>	<b>43,319</b>	<b>44,971</b>
	<b>Recurring net profit</b>	<b>29,305</b>	<b>41,636</b>	<b>41,929</b>	<b>43,319</b>	<b>44,971</b>
	<b>Profitability ratios</b>	<b>Dec-22</b>	<b>Dec-23</b>	<b>Dec-24F</b>	<b>Dec-25F</b>	<b>Dec-26F</b>
	Return on average assets (%)	0.7	0.9	0.9	0.9	1.0
	Return on average equity (%)	5.9	8.1	7.7	7.6	7.5
	Return on IEAs (%)	3.2	4.4	4.5	4.3	4.3
	Cost of funds (%)	1.0	1.7	2.0	1.9	1.9
	Net interest spread (%)	2.2	2.7	2.5	2.5	2.5
	Net interest margin (%)	2.4	3.0	2.8	2.8	2.8
	Non-interest income / total income (%)	26.4	21.9	22.4	22.7	22.9
	Cost to income ratio (%)	49.7	48.8	48.8	49.0	47.9
	Credit cost (bps)	124	126	115	110	110
	<b>Balance sheet (THBm)</b>	<b>Dec-22</b>	<b>Dec-23</b>	<b>Dec-24F</b>	<b>Dec-25F</b>	<b>Dec-26F</b>
	Total gross loans	2,682,691	2,671,964	2,742,123	2,825,355	2,939,671
	Other interest earning assets	1,691,261	1,818,385	1,825,047	1,816,957	1,809,673
	Total gross IEAs	4,373,952	4,490,349	4,567,170	4,642,312	4,749,344
	Total provisions	(243,474)	(270,539)	(286,799)	(302,313)	(319,061)
	Net loans to customers	2,439,217	2,401,425	2,455,324	2,523,042	2,620,609
	Total net IEAs	4,130,479	4,219,810	4,280,371	4,339,999	4,430,282
	Total non-IEAs	291,273	294,675	298,047	307,660	310,608
	Total assets	4,421,752	4,514,484	4,578,418	4,647,659	4,740,891
	Customer deposits	3,210,896	3,184,283	3,214,534	3,269,181	3,367,257
	Other interest-bearing liabilities	450,823	546,724	561,310	555,697	529,294
	Total IBLs	3,661,719	3,731,007	3,775,844	3,824,878	3,896,551
	Total non-IBLs	252,891	252,647	243,457	234,899	226,950
	Total liabilities	3,914,610	3,983,654	4,019,301	4,059,777	4,123,501
	Share capital	19,088	19,088	19,088	19,088	19,088
	Shareholders' equity	505,346	528,975	557,168	585,837	615,242
	Minority interests	1,796	1,855	1,948	2,045	2,148
	<b>Asset quality and capital</b>	<b>Dec-22</b>	<b>Dec-23</b>	<b>Dec-24F</b>	<b>Dec-25F</b>	<b>Dec-26F</b>
	Reported NPLs / gross cust loans (%)	3.6	3.2	3.6	3.6	3.5
	Total provisions / reported NPLs (%)	250.5	314.7	291.5	297.3	307.1
	CET-1 ratio (%)	14.9	15.4	15.8	15.9	16.1
	Tier-1 ratio (%)	15.7	16.2	16.5	16.6	16.8
	Total capital ratio (%)	19.1	19.7	19.8	19.7	19.9

Source: Company data, RHB

## 2Q24 earnings preview

**Expect 2Q24 net profit at THB10.8bn (-4% YoY, +3% QoQ).** We still expect BBL to show a slight earnings growth QoQ on lowering its credit cost to smooth its earnings despite the seasonality higher opex every 2Q and 4Q as well as from NIM contraction QoQ. NIM for 2Q24 is expected to lower QoQ by c.10bps mainly on the ongoing impact of deposit repricing and slight impact from the recent cut in its minimum retailing rate (MRR) by 0.25% for six months since 29 Apr 2024 to help vulnerable segments as per Prime Minister Srettha Thavisin's request to all banks. Note: Loans linked with MRR are expected to be around 10-12% of BBL's total loan book – mostly housing (c.10-12% of total loans) and SME (c.1%) loans – and we estimate the negative impact of this MRR rate cut to BBL's net profit in FY24 and 2Q24 at around -0.7% and -0.9%.

Meanwhile, the potential modest earnings drop YoY is largely due to the likely drop in its gain from investment YoY as it booked a huge gain (THB3.3bn) on its investment in fair value through profit or loss or FVTPL in 2Q23. Loans are expected to improve c.1-2% YoY (flat QoQ) – likely driven by domestic corporate loans and continuing resilient growth in international loans (especially from the operations in Indonesia, Vietnam, and Singapore).

We still expect the NPL ratio to increase slightly QoQ due to the weak macroeconomic front and BBL's own prudent pre-emptive practice for qualitative NPL assessment in some impaired clients. However, we expect its asset quality outlook to improve, especially in 4Q, from the positive impact of the acceleration in budget disbursements in 2H24, the bank's proactive debt restructuring programmes, and the balance sheet clean up that normally would be completed in 4Q. Therefore, we still believe its asset quality remains manageable, largely thanks to its ample reserves and proactive debt restructuring programmes.

**Figure 1: BBL's 2Q24F earnings preview**

Income statement (THBm)								
FYE Dec	2Q23	1Q24	2Q24F	YoY (%)	QoQ (%)	2023	2024F	YoY (%)
Net interest income	31,487	33,422	32,392	3%	-3%	130,860	127,664	-2%
Non-interest income	10,956	8,260	8,140	-26%	-1%	36,627	36,766	0%
Operating income	42,443	41,682	40,532	-5%	-3%	167,487	164,430	-2%
Overhead expenses	(20,111)	(19,618)	(20,710)	3%	6%	(81,775)	(80,252)	-2%
Pre-provision operating profit	22,333	22,064	19,822	-11%	-10%	85,712	84,177	-2%
Impairments charges	(8,880)	(8,582)	(7,000)	-21%	-18%	(33,667)	(31,260)	-7%
Tax expenses	(2,047)	(2,849)	(1,923)	-6%	-33%	(9,993)	(10,583)	6%
Minority interest	(112)	(109)	(110)	-2%	0%	(417)	(405)	-3%
Net profit	11,294	10,524	10,789	-4%	3%	41,636	41,929	1%
Core profit	16,953	18,969	17,449	3%	-8%	69,794	67,994	-3%
EPS (THB)	5.92	5.51	5.65	-4%	3%	21.81	21.97	1%
<b>Key data and ratios (%)</b>								
NPLs/gross loans	3.46	3.43	3.52			3.22	3.59	
NPL ratio-reported	2.90	3.00	3.04			2.70	3.04	
Loan loss reserve/NPLs	275.9	291.7	290.3			314.7	291.5	
Loan loss reserve/loans	9.5	10.0	10.2			10.1	10.5	
Loan to deposit ratio (LDR)	84.3	85.6	86.2			83.9	85.3	
Credit cost (% to loans)	1.32	1.25	1.02			1.26	1.14	
Credit cost (% to average loans)	1.33	1.28	1.03			1.26	1.15	
Cost to income (CIR)	47.4	47.1	51.1			48.8	48.8	
Non-interest income/total income	25.8	19.8	20.1			21.9	22.4	
NIM-BBL reported	2.94	3.06	2.97			3.02	2.88	
NIM	2.87	2.99	2.89			2.95	2.82	
Tax rate (reversal)	15.2	21.1	15.0			19.2	20.0	
Loan growth (YoY)	1.7	3.6	1.5			(0.4)	2.6	
Loan growth (QoQ)	2.2	2.4	0.1					

Source: Company data, RHB

Figure 2: Total investment projects under BOI in 2023

	Number of projects			Value (Million Baht)		
	2022	2023	percentage change	2022	2023	Percentage change
Promotion Certificate Application	1,981	2,307	+16	591,549	848,318	+43
Investment Promotion Approval	1,558	2,383	+53	612,101	750,129	+23
Promotion Certificate Issuance	1,491	1,825	+22	465,135	490,786	+6

Investment Certificate Application	Number of projects			Value (Million Baht)		
	2022	2023	percentage change	2022	2023	Percentage change
Local Investor Project	881	819	-7	162,044	153,735	-5
Foreign Investor Project	574	976	+70	239,982	453,041	+89
Joint Investment Project	526	512	-3	189,523	241,542	+27
Total	1,981	2,307	+16	591,549	848,318	+43

Source: Board of Investment (BOI), Fiscal Policy Office (FPO)

Figure 3: Foreign investment project applications to BOI (2023)

Approved Foreign Investment Promotion Projects classified by sector (source by value)	2023	
	No. of projects	Value (Million Baht)
<b>Total Foreign Investment</b>	<b>472</b>	<b>198,346</b>
Electrical Appliances and Electronics	90	86,839
Machinery and Automotive	104	31,905
Metal and Material Industries	54	19,480
Digital	31	19,045
Agriculture, Food, and Biotechnology	38	10,768
Chemicals and Petrochemical	44	10,079
High Value Service	42	7,948
Utilities	41	6,704
Creative Industry	19	3,694
Medical	9	1,884

Note: % YoY growth; updated data from 2017 to the present, now including efficiency improvement projects.

Note 2: Foreign Investment projects refer to projects with Foreign capital of at least 10%; does not include projects invest through stock market.

Source: BOI, FPO

Figure 4: Total investment projects under BOI in 1Q24

	Number of projects			Value (Million Baht)		
	Q1/23	Q1/24	percentage change	Q1/23	Q1/24	Percentage change
Promotion Certificate Application	374	724	+94	174,295	228,207	+31
Investment Promotion Approval	612	785	+28	240,838	254,928	+6
Promotion Certificate Issuance	436	647	+48	123,995	256,930	+107
Approval for project modification	24	42	+75	15,659	3,447	-78

Investment Certificate Application	Number of projects			Value (Million Baht)		
	Q1/23	Q1/24	percentage change	Q1/23	Q1/24	Percentage change
Local Investor Project	149	237	+59	92,405	126,277	+133
Foreign Investor Project	139	358	+158	22,487	52,446	+37
Joint Investment Project	86	129	+50	59,403	49,484	-17
Total	374	724	+94	174,295	228,207	+31

Source: Source: BOI, FPO

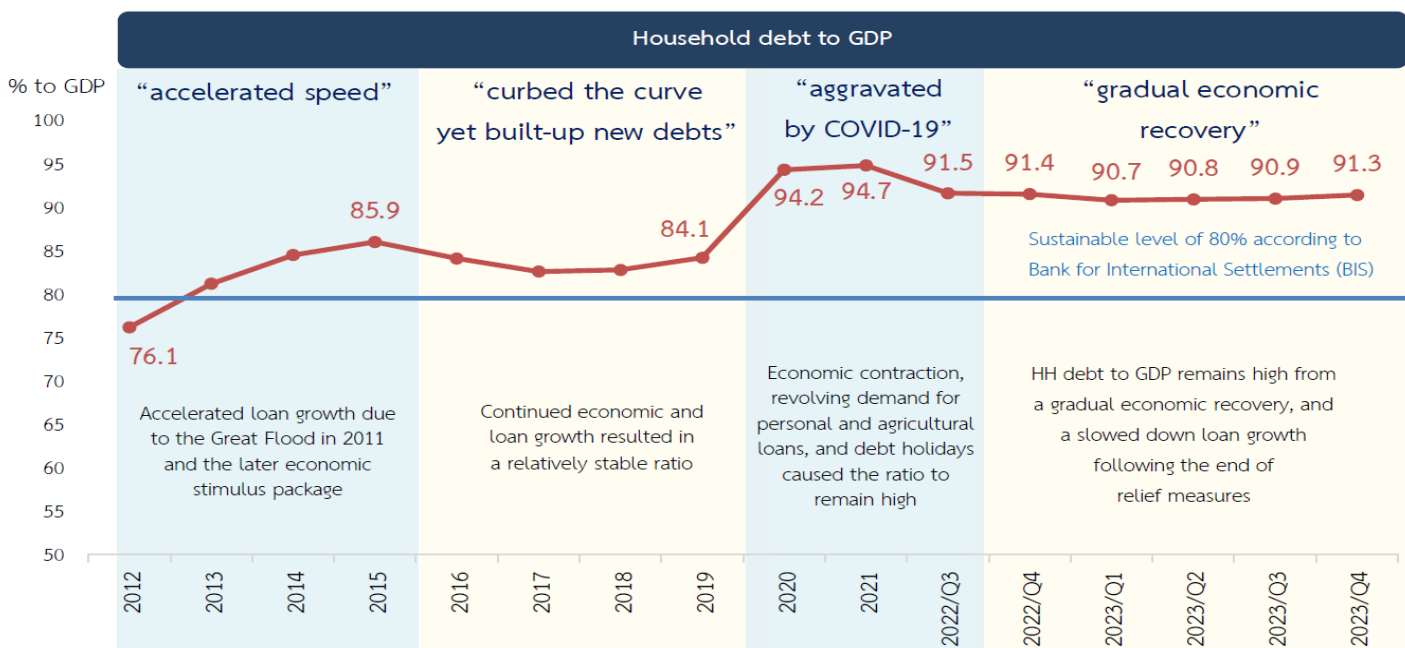
Figure 5: Foreign investment project applications to BOI (Q1/2024)

Top 10 Approved Sources of Foreign Investment	Q1/2024	
	No. of projects	Value (Million Baht)
<b>1. China</b>	<b>164</b>	<b>68,283</b>
2. Singapore	63	53,863
3. Hong Kong	30	24,287
4. Australia	5	14,840
5. Japan	87	12,885
6. USA	13	9,592
7. Taiwan	25	7,467
8. Germany	10	4,085
9. Netherland	14	3,491
10. Italy	2	1,168

Note: Foreign Investment projects refer to projects with Foreign capital of at least 10%  
 Note 2: In 1Q24, 472 FDI projects were approved (+41% YoY), worth THB198,346m (+13% YoY)

Source: BOI, FPO

Figure 6: Thailand's household debt to GDP



Source: Bank of Thailand (BoT) and The Office of the National Economic and Social Development Council (NESDC)

Figure 7: BBL's loan structure by business units (1Q24)

Loan by business unit<sup>1</sup>

% of composition

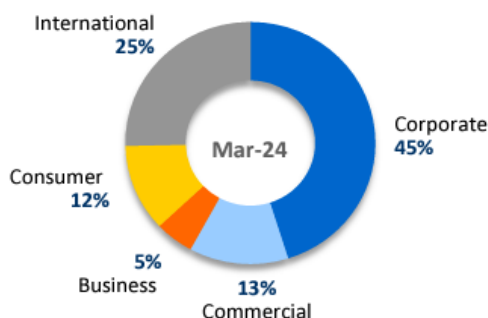
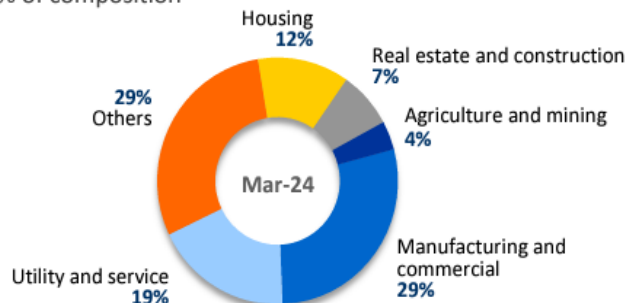


Figure 8: BBL's loan structure by industry (1Q24)

Loan by industry

% of composition

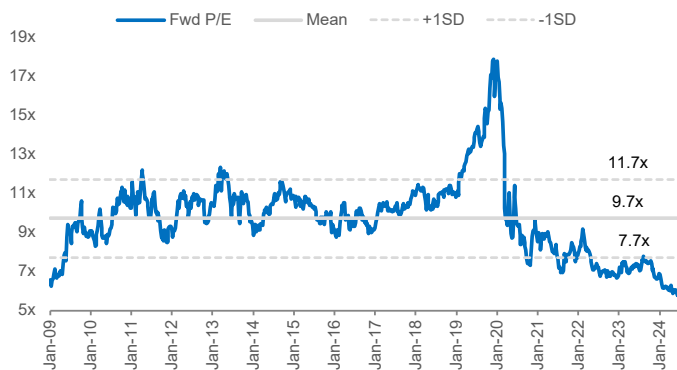


Note: Loan included Permata's financial performance since May 2020

Note 2: <sup>1</sup>Corporate banking serves large domestic and multinational companies. Commercial banking serves medium-sized enterprises. Business banking serves small-sized enterprises. Consumer banking provides retail banking services. International banking provides services through BBL's international presences in 14 economies

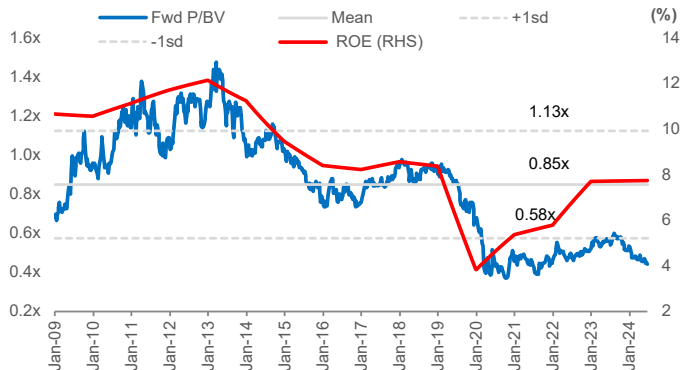
Source: Company data

Figure 9: BBL's 12-month forward consensus P/E



Source: Bloomberg, RHB

Figure 10: BBL's 12-month forward consensus P/BV



Source: Bloomberg, RHB

Figure 11: BBL - GGM valuation with ESG overlay

<b>Cost of equity (COE) computation</b>		Sustainable ROE (%)	7.60
Risk free rate (%)	3.00	COE (%)	11.01
Equity premium (%)	9.00	Long-term growth (g)	3.00
Beta (x)	0.89	Implied P/BV (x)	0.57
Cost of equity - CAPM (%)	11.01	BVPS (THB) - FY24F	THB 291.89
		Intrinsic value	THB 167.63
<b>ESG premium/(discount) (%)</b>	(2.00)	ESG premium/(discount)	(THB 3.35)
		<b>TP (rounded)</b>	<b>THB 164</b>

Source: Company data, RHB

## Emissions And ESG

### Trend analysis

Against FY19, BBL's FY23 emissions rose by 2%. This was largely due to the increase in diesel engine automobiles used by the bank. However, there has been a slight improvement in emissions relative to FY22.

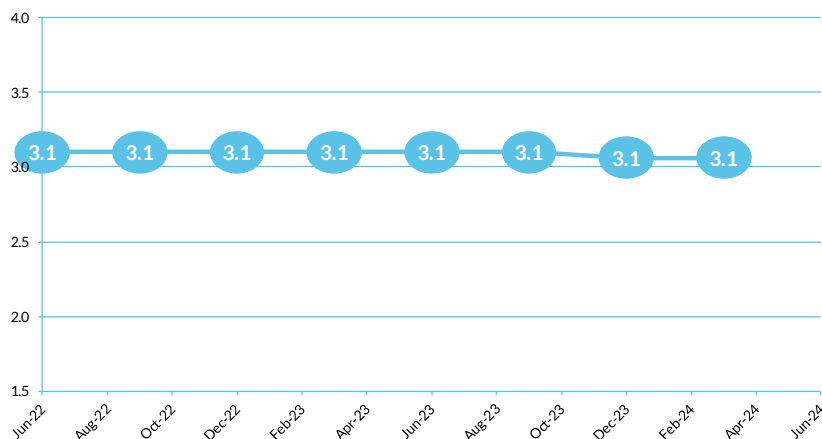
Emissions (tCO2e)	Dec-21	Dec-22	Dec-23
Scope 1	11,619	21,771	20,845
Scope 2	57,674	60,633	59,278
Scope 3	1,306	1,512	1,940
Total emissions	70,599	83,916	82,063

Source: Company data, RHB

## Latest ESG-Related Developments

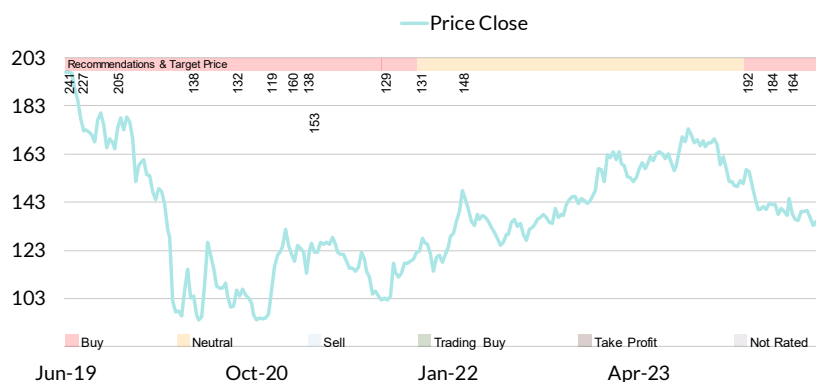
- Signed the Thai Bankers' Association's ESG Declaration:** This strengthens BBL's commitment in six areas, as the declaration is in line with Bank of Thailand's direction for the banking industry to facilitate the kingdom's transition towards more sustainable growth.
- Member of the Sustainability Disclosure Community (SDC):** In 2022, BBL became a member of the SDC, which was founded by the Thaipat Institute, whose committee aims to encourage listed companies to realise the importance of disclosure of ESG undertakings.

## ESG Rating History



Source: RHB

## Recommendation Chart



Source: RHB, Bloomberg

Date	Recommendation	Target Price	Price
2024-05-08	Buy	164	138
2024-04-19	Buy	164	139
2024-04-05	Buy	164	138
2024-03-21	Buy	184	140
2024-02-15	Buy	184	140
2024-01-19	Buy	192	145
2023-12-18	Buy	192	152
2022-02-03	Neutral	148	137
2022-01-23	Neutral	131	130
2021-11-03	Neutral	131	125
2021-10-24	Neutral	131	122
2021-07-30	Buy	129	103
2021-02-07	Buy	153	123
2021-01-24	Buy	138	122
2020-12-17	Buy	160	129

Source: RHB, Bloomberg



## RHB Guide to Investment Ratings

<b>Buy:</b>	Share price may exceed 10% over the next 12 months
<b>Trading Buy:</b>	Share price may exceed 15% over the next 3 months, however longer-term outlook remains uncertain
<b>Neutral:</b>	Share price may fall within the range of +/- 10% over the next 12 months
<b>Take Profit:</b>	Target price has been attained. Look to accumulate at lower levels
<b>Sell:</b>	Share price may fall by more than 10% over the next 12 months
<b>Not Rated:</b>	Stock is not within regular research coverage

### Investment Research Disclaimers

RHB has issued this report for information purposes only. This report is intended for circulation amongst RHB and its affiliates' clients generally or such persons as may be deemed eligible by RHB to receive this report and does not have regard to the specific investment objectives, financial situation and the particular needs of any specific person who may receive this report. This report is not intended, and should not under any circumstances be construed as, an offer or a solicitation of an offer to buy or sell the securities referred to herein or any related financial instruments.

This report may further consist of, whether in whole or in part, summaries, research, compilations, extracts or analysis that has been prepared by RHB's strategic, joint venture and/or business partners. No representation or warranty (express or implied) is given as to the accuracy or completeness of such information and accordingly investors should make their own informed decisions before relying on the same.

This report is not directed to, or intended for distribution to or use by, any person or entity who is a citizen or resident of or located in any locality, state, country or other jurisdiction where such distribution, publication, availability or use would be contrary to the applicable laws or regulations. By accepting this report, the recipient hereof (i) represents and warrants that it is lawfully able to receive this document under the laws and regulations of the jurisdiction in which it is located or other applicable laws and (ii) acknowledges and agrees to be bound by the limitations contained herein. Any failure to comply with these limitations may constitute a violation of applicable laws.

All the information contained herein is based upon publicly available information and has been obtained from sources that RHB believes to be reliable and correct at the time of issue of this report. However, such sources have not been independently verified by RHB and/or its affiliates and this report does not purport to contain all information that a prospective investor may require. The opinions expressed herein are RHB's present opinions only and are subject to change without prior notice. RHB is not under any obligation to update or keep current the information and opinions expressed herein or to provide the recipient with access to any additional information. Consequently, RHB does not guarantee, represent or warrant, expressly or impliedly, as to the adequacy, accuracy, reliability, fairness or completeness of the information and opinion contained in this report. Neither RHB (including its officers, directors, associates, connected parties, and/or employees) nor does any of its agents accept any liability for any direct, indirect or consequential losses, loss of profits and/or damages that may arise from the use or reliance of this research report and/or further communications given in relation to this report. Any such responsibility or liability is hereby expressly disclaimed.

Whilst every effort is made to ensure that statement of facts made in this report are accurate, all estimates, projections, forecasts, expressions of opinion and other subjective judgments contained in this report are based on assumptions considered to be reasonable and must not be construed as a representation that the matters referred to therein will occur. Different assumptions by RHB or any other source may yield substantially different results and recommendations contained on one type of research product may differ from recommendations contained in other types of research. The performance of currencies may affect the value of, or income from, the securities or any other financial instruments referenced in this report. Holders of depositary receipts backed by the securities discussed in this report assume currency risk. Past performance is not a guide to future performance. Income from investments may fluctuate. The price or value of the investments to which this report relates, either directly or indirectly, may fall or rise against the interest of investors.

This report may contain comments, estimates, projections, forecasts and expressions of opinion relating to macroeconomic research published by RHB economists of which should not be considered as investment ratings/advice and/or a recommendation by such economists on any securities discussed in this report.

This report does not purport to be comprehensive or to contain all the information that a prospective investor may need in order to make an investment decision. The recipient of this report is making its own independent assessment and decisions regarding any securities or financial instruments referenced herein. Any investment discussed or recommended in this report may be unsuitable for an investor depending on the investor's specific investment objectives and financial position. The material in this report is general information intended for recipients who understand the risks of investing in financial instruments. This report does not take into account whether an investment or course of action and any associated risks are suitable for the recipient. Any recommendations contained in this report must therefore not be relied upon as investment advice based on the recipient's personal circumstances. Investors should make their own independent evaluation of the information contained herein, consider their own investment objective, financial situation and particular needs and seek their own financial, business, legal, tax and other advice regarding the appropriateness of investing in any securities or the investment strategies discussed or recommended in this report.

This report may contain forward-looking statements which are often but not always identified by the use of words such as "believe", "estimate", "intend" and "expect" and statements that an event or result "may", "will" or "might" occur or be achieved and other similar expressions. Such forward-looking statements are based on assumptions made and information currently available to RHB and are subject to known and unknown risks, uncertainties and other factors which may cause the actual results, performance or achievement to be materially different from any future results, performance or achievement, expressed or implied by such forward-looking statements. Caution should be taken with respect to such statements and recipients of this report should not place undue reliance on any such forward-looking statements. RHB expressly disclaims any obligation to update or revise any forward-looking statements, whether as a result of new information, future events or circumstances after the date of this publication or to reflect the occurrence of unanticipated events.

The use of any website to access this report electronically is done at the recipient's own risk, and it is the recipient's sole responsibility to take precautions to ensure that it is free from viruses or other items of a destructive nature. This report may also provide the addresses of, or contain hyperlinks to, websites. RHB takes no responsibility for the content contained therein. Such addresses or hyperlinks (including addresses or hyperlinks to RHB own website material) are provided solely for the recipient's convenience. The information and the content of the linked site do not in any way form part of this report. Accessing such website or following such link through the report or RHB website shall be at the recipient's own risk.

This report may contain information obtained from third parties. Third party content providers do not guarantee the accuracy, completeness, timeliness or availability of any information and are not responsible for any errors or omissions (negligent or otherwise), regardless of the cause, or for the results obtained from the use of such content. Third party content providers give no express or implied warranties, including, but not limited to, any warranties of merchantability or fitness for a particular purpose or use. Third party content providers shall not be liable for any direct, indirect, incidental, exemplary, compensatory, punitive, special or consequential damages, costs, expenses, legal fees, or losses (including lost income or profits and opportunity costs) in connection with any use of their content.

The research analysts responsible for the production of this report hereby certifies that the views expressed herein accurately and exclusively reflect his or her personal views and opinions about any and all of the issuers or securities analysed in this report and were prepared independently and autonomously. The research analysts that authored this report are precluded by RHB in all circumstances from trading in the securities or other financial instruments referenced in the report, or from having an interest in the company(ies) that they cover.

The contents of this report is strictly confidential and may not be copied, reproduced, published, distributed, transmitted or passed, in whole or in part, to any other person without the prior express written consent of RHB and/or its affiliates. This report has been delivered to RHB and its affiliates' clients for information purposes only and upon the express understanding that such parties will use it only for the purposes set forth above. By electing to view or accepting a copy of this report, the recipients have agreed that they will not print, copy, videotape, record, hyperlink, download, or otherwise attempt to reproduce or re-transmit (in any form including hard copy or electronic distribution format) the contents of this report. RHB and/or its affiliates accepts no liability whatsoever for the actions of third parties in this respect.

The contents of this report are subject to copyright. Please refer to Restrictions on Distribution below for information regarding the distributors of this report. Recipients must not reproduce or disseminate any content or findings of this report without the express permission of RHB and the distributors.

The securities mentioned in this publication may not be eligible for sale in some states or countries or certain categories of investors. The recipient of this report should have regard to the laws of the recipient's place of domicile when contemplating transactions in the securities or other financial instruments referred to herein. The securities discussed in this report may not have been registered in such jurisdiction. Without prejudice to the foregoing, the recipient is to note that additional disclaimers, warnings or qualifications may apply based on geographical location of the person or entity receiving this report.

The term "RHB" shall denote, where appropriate, the relevant entity distributing or disseminating the report in the particular jurisdiction referenced below, or, in every other case, RHB Investment Bank Berhad and its affiliates, subsidiaries and related companies.

### RESTRICTIONS ON DISTRIBUTION

#### Malaysia

This report is issued and distributed in Malaysia by RHB Investment Bank Berhad ("RHBIB"). The views and opinions in this report are our own as of the date hereof and is subject to change. If the Financial Services and Markets Act of the United Kingdom or the rules of the Financial Conduct Authority apply to a recipient, our obligations owed to such recipient therein are unaffected. RHBIB has no obligation to update its opinion or the information in this report.

#### Thailand

This report is issued and distributed in the Kingdom of Thailand by RHB Securities (Thailand) PCL, a licensed securities company that is authorised by the Ministry of Finance, regulated by the Securities and Exchange Commission of Thailand and is a member of the

Stock Exchange of Thailand. The Thai Institute of Directors Association has disclosed the Corporate Governance Report of Thai Listed Companies made pursuant to the policy of the Securities and Exchange Commission of Thailand. RHB Securities (Thailand) PCL does not endorse, confirm nor certify the result of the Corporate Governance Report of Thai Listed Companies.

#### Indonesia

This report is issued and distributed in Indonesia by PT RHB Sekuritas Indonesia. This research does not constitute an offering document and it should not be construed as an offer of securities in Indonesia. Any securities offered or sold, directly or indirectly, in Indonesia or to any Indonesian citizen or corporation (wherever located) or to any Indonesian resident in a manner which constitutes a public offering under Indonesian laws and regulations must comply with the prevailing Indonesian laws and regulations.

#### Singapore

This report is issued and distributed in Singapore by RHB Bank Berhad (through its Singapore branch) which is an exempt capital markets services entity and an exempt financial adviser regulated by the Monetary Authority of Singapore. RHB Bank Berhad (through its Singapore branch) may distribute reports produced by its respective foreign entities, affiliates or other foreign research houses pursuant to an arrangement under Regulation 32C of the Financial Advisers Regulations. Where the report is distributed in Singapore to a person who is not an Accredited Investor, Expert Investor or an Institutional Investor, RHB Bank Berhad (through its Singapore branch) accepts legal responsibility for the contents of the report to such persons only to the extent required by law. Singapore recipients should contact RHB Bank Berhad (through its Singapore branch) in respect of any matter arising from or in connection with the report.

#### United States

This report was prepared by RHB is meant for distribution solely and directly to "major" U.S. institutional investors as defined under, and pursuant to, the requirements of Rule 15a-6 under the U.S. Securities and Exchange Act of 1934, as amended (the "Exchange Act") via a registered U.S. broker-dealer as appointed by RHB from time to time. Accordingly, any access to this report via Bursa Marketplace or any other Electronic Services Provider is not intended for any party other than "major" US institutional investors (via a registered U.S broker-dealer), nor shall be deemed as solicitation by RHB in any manner. RHB is not registered as a broker-dealer in the United States and currently has not appointed a U.S. broker-dealer. Additionally, RHB does not offer brokerage services to U.S. persons. Any order for the purchase or sale of all securities discussed herein must be placed with and through a registered U.S. broker-dealer as appointed by RHB from time to time as required by the Exchange Act Rule 15a-6. For avoidance of doubt, RHB reiterates that it has not appointed any U.S. broker-dealer during the issuance of this report. This report is confidential and not intended for distribution to, or use by, persons other than the recipient and its employees, agents and advisors, as applicable. Additionally, where research is distributed via Electronic Service Provider, the analysts whose names appear in this report are not registered or qualified as research analysts in the United States and are not associated persons of any registered U.S. broker-dealer as appointed by RHB from time to time and therefore may not be subject to any applicable restrictions under Financial Industry Regulatory Authority ("FINRA") rules on communications with a subject company, public appearances and personal trading. Investing in any non-U.S. securities or related financial instruments discussed in this research report may present certain risks. The securities of non-U.S. issuers may not be registered with, or be subject to the regulations of, the U.S. Securities and Exchange Commission. Information on non-U.S. securities or related financial instruments may be limited. Foreign companies may not be subject to audit and reporting standards and regulatory requirements comparable to those in the United States. The financial instruments discussed in this report may not be suitable for all investors. Transactions in foreign markets may be subject to regulations that differ from or offer less protection than those in the United States.

#### DISCLOSURE OF CONFLICTS OF INTEREST

RHB Investment Bank Berhad, its subsidiaries (including its regional offices) and associated companies, ("RHBIB Group") form a diversified financial group, undertaking various investment banking activities which include, amongst others, underwriting, securities trading, market making and corporate finance advisory.

As a result of the same, in the ordinary course of its business, any member of the RHBIB Group, may, from time to time, have business relationships with, hold any positions in the securities and/or capital market products (including but not limited to shares, warrants, and/or derivatives), trade or otherwise effect transactions for its own account or the account of its customers or perform and/or solicit investment, advisory or other services from any of the subject company(ies) covered in this research report.

While the RHBIB Group will ensure that there are sufficient information barriers and internal controls in place where necessary, to prevent/manage any conflicts of interest to ensure the independence of this report, investors should also be aware that such conflict of interest may exist in view of the investment banking activities undertaken by the RHBIB Group as mentioned above and should exercise their own judgement before making any investment decisions.

In Singapore, investment research activities are conducted under RHB Bank Berhad (through its Singapore branch), and the disclaimers above similarly apply.

#### Malaysia

Save as disclosed in the following link [RHB Research Conflict Disclosures – Jun 2024](#) and to the best of our knowledge, RHBIB hereby declares that:

1. RHBIB does not have a financial interest in the securities or other capital market products of the subject company(ies) covered in this report.
2. RHBIB is not a market maker in the securities or capital market products of the subject company(ies) covered in this report.
3. None of RHBIB's staff or associated person serve as a director or board member\* of the subject company(ies) covered in this report  
*\*For the avoidance of doubt, the confirmation is only limited to the staff of research department*
4. RHBIB did not receive compensation for investment banking or corporate finance services from the subject company in the past 12 months.
5. RHBIB did not receive compensation or benefit (including gift and special cost arrangement e.g. company/issuer-sponsored and paid trip) in relation to the production of this report.

#### Thailand

Save as disclosed in the following link [RHB Research Conflict Disclosures – Jun 2024](#) and to the best of our knowledge, RHB Securities (Thailand) PCL hereby declares that:

1. RHB Securities (Thailand) PCL does not have a financial interest in the securities or other capital market products of the subject company(ies) covered in this report.
2. RHB Securities (Thailand) PCL is not a market maker in the securities or capital market products of the subject company(ies) covered in this report.
3. None of RHB Securities (Thailand) PCL's staff or associated person serve as a director or board member\* of the subject company(ies) covered in this report  
*\*For the avoidance of doubt, the confirmation is only limited to the staff of research department*
4. RHB Securities (Thailand) PCL did not receive compensation for investment banking or corporate finance services from the subject company in the past 12 months.
5. RHB Securities (Thailand) PCL did not receive compensation or benefit (including gift and special cost arrangement e.g. company/issuer-sponsored and paid trip) in relation to the production of this report.

#### Indonesia

Save as disclosed in the following link [RHB Research Conflict Disclosures – Jun 2024](#) and to the best of our knowledge, PT RHB Sekuritas Indonesia hereby declares that:

1. PT RHB Sekuritas Indonesia and its investment analysts, does not have any interest in the securities of the subject company(ies) covered in this report.  
For the avoidance of doubt, interest in securities include the following:
  - a) Holding directly or indirectly, individually or jointly own/hold securities or entitled for dividends, interest or proceeds from the sale or exercise of the subject company's securities covered in this report\*;
  - b) Being bound by an agreement to purchase securities or has the right to transfer the securities or has the right to pre subscribe the securities\*.
  - c) Being bound or required to buy the remaining securities that are not subscribed/placed out pursuant to an Initial Public Offering\*.
  - d) Managing or jointly with other parties managing such parties as referred to in (a), (b) or (c) above.
2. PT RHB Sekuritas Indonesia is not a market maker in the securities or capital market products of the subject company(ies) covered in this report.
3. None of PT RHB Sekuritas Indonesia's staff\*\* or associated person serve as a director or board member\* of the subject company(ies) covered in this report.
4. PT RHB Sekuritas Indonesia did not receive compensation for investment banking or corporate finance services from the subject company in the past 12 months.
5. PT RHB Sekuritas Indonesia\*\* did not receive compensation or benefit (including gift and special cost arrangement e.g. company/issuer-sponsored and paid trip) in relation to the production of this report:

#### Notes:

\*The overall disclosure is limited to information pertaining to PT RHB Sekuritas Indonesia only.  
\*\*The disclosure is limited to Research staff of PT RHB Sekuritas Indonesia only.

#### Singapore

Save as disclosed in the following link [RHB Research Conflict Disclosures – Jun 2024](#) and to the best of our knowledge, the Singapore Research department of RHB Bank Berhad (through its Singapore branch) hereby declares that:

1. RHB Bank Berhad, its subsidiaries and/or associated companies do not make a market in any issuer covered by the Singapore research analysts in this report.
2. RHB Bank Berhad, its subsidiaries and/or its associated companies and its analysts do not have a financial interest (including a shareholding of 1% or more) in the issuer covered by the Singapore research analysts in this report.
3. RHB Bank Berhad's Singapore research staff or connected persons do not serve on the board or trustee positions of the issuer covered by the Singapore research analysts in this report.
4. RHB Bank Berhad, its subsidiaries and/or its associated companies do not have and have not within the last 12 months had any corporate finance advisory relationship with the issuer covered by the Singapore research analysts in this report or any other relationship that may create a potential conflict of interest.
5. RHB Bank Berhad's Singapore research analysts, or person associated or connected to it do not have any interest in the acquisition or disposal of, the securities, specified securities based derivatives contracts or units in a collective investment scheme covered by the Singapore research analysts in this report.
6. RHB Bank Berhad's Singapore research analysts do not receive any compensation or benefit in connection with the production of this research report or recommendation on the issuer covered by the Singapore research analysts.



---

**Analyst Certification**

The analyst(s) who prepared this report, and their associates hereby, certify that:

(1) they do not have any financial interest in the securities or other capital market products of the subject companies mentioned in this report, except for:

Analyst	Company
-	-

(2) no part of his or her compensation was, is or will be directly or indirectly related to the specific recommendations or views expressed in this report.

**KUALA LUMPUR**

**RHB Investment Bank Bhd**  
Level 3A, Tower One, RHB Centre  
Jalan Tun Razak  
Kuala Lumpur 50400  
Malaysia  
Tel : +603 2302 8100  
Fax : +603 2302 8134

**JAKARTA**

**PT RHB Sekuritas Indonesia**  
Revenue Tower, 11th Floor, District 8 - SCBD  
Jl. Jendral Sudirman Kav 52-53  
Jakarta 12190  
Indonesia  
Tel : +6221 509 39 888  
Fax : +6221 509 39 777

**BANGKOK**

**RHB Securities (Thailand) PCL**  
10th Floor, Sathorn Square Office Tower  
98, North Sathorn Road, Silom  
Bangrak, Bangkok 10500  
Thailand  
Tel: +66 2088 9999  
Fax :+66 2088 9799

**SINGAPORE**

**RHB Bank Berhad (Singapore branch)**  
90 Cecil Street  
#04-00 RHB Bank Building  
Singapore 069531  
Fax: +65 6509 0470

# Corporate Governance Report Rating 2023 (CG Score) as of 13 Nov 2023



## Companies with Excellent CG Scoring by alphabetical order

7UP	AMA	BA	BJC	CIMBT	CV	FLOYD	HENG	JAS	LRH	MTI	PAP	PRINC	SA	SENA	SO	SVT	TIDLOR	TPCS	TVT	WINMED
AAV	AMARIN	BAFS	BJCHI	CIVIL	DCC	FN	HMPRO	JTS	LST	NC	PATO	PRM	SABINA	SENX	SPALI	SYMC	TIPH	TPIPL	TWPC	WINNER
ABM	AMATA	BAM	BKI	CK	DDD	FPI	HPT	KBANK	M	NCH	PB	PRTR	SAK	SFP2	SPC	SYNEX	TISCO	TPIPP	UAC	XPG
ACE	AMATAV	BANPU	BLA	CKP	DELTA	FPT	HTC	KCC	MAJOR	NCL	PCSGH	PSH	SAMART	SFT	SPCG	SYNTEC	TK	TPS	UBE	YUASA
ACG	ANAN	BAY	BOL	CM	DEMCO	FSX	ICC	KCE	MALEE	NDR	PDG	PSL	SAMTEL	SGC	SPI	TACC	TKN	TQM	UBIS	ZEN
ADB	AOT	BBGI	BPP	CNT	DMT	FVC	ICHI	KEX	MATCH	NER	PDJ	PT	SAPPE	SGF	SPRC	TAE	TKS	TQR	UKEM	
ADD	AP	BBIK	BRI	COLOR	DOHOME	GBX	ICN	KKP	MBK	NKI	PG	PTC	SAT	SGP	SR	TCAP	TKT	TRT	UP	
ADVANC	APCO	BBL	BROOK	COM7	DRT	GC	III	KSL	MC	NOBLE	PHOL	PTT	SBNEXT	SHR	SSC	TCMC	TLI	TRUE	UPF	
AEONTS	APCS	BC	BRR	COTTO	DUSIT	GCAP	ILINK	KTBL	M-CHAI	NRF	PIMO	PTTEP	SC	SICT	SSF	TEAMG	TM	TRV	UPOIC	
AF	ARIP	BCH	BTS	CPALL	EA	GENCO	ILM	KTC	MCOT	NTV	PIW	PTTGC	SCB	SIRI	SSSC	TEGH	TMC	TSC	UV	
AGE	ARROW	BCP	BTW	CPAXT	EASTW	GFPT	IMH	KTMS	MEGA	NVD	PLANB	Q-CON	SCC	SIS	STA	TFG	TMD	TSTE	VCOM	
AH	ASEFA	BCPG	BWG	CPF	ECF	GGC	IND	KUMWEL	MFC	NWR	PLAT	QH	SCCC	SITHAI	STC	TFMAMA	TMT	TSTH	VGI	
AHC	ASK	BDMS	BYD	CPI	ECL	GLAND	INET	KUN	MFEC	NYT	PLUS	QTC	SCG	SIWD	STEC	TGE	TNDT	TTA	VIBHA	
AIRA	ASP	BEC	CBG	CPL	EE	GLOBAL	INTUCH	LALIN	MILL	OCC	PM	RATCH	SCGP	SKR	STGT	TGH	TNITY	TTB	VIH	
AIT	ASW	BEM	CENTEL	CPN	EGCO	GPSC	IP	LANNA	MINT	OISHI <sup>1</sup>	POLY	RBF	SCM	SM	STI	THANA	TNL	TTCL	VL	
AJ	ATP30	BEYOND	CFRESH	CPW	EPG	GRAMMY	IRC	LH	MONO	ONEE	PORT	RPH	SDC	SMPC	SUC	THANI	TNR	TTW	WACOAL	
AKP	AUCT	BGC	CHASE	CRC	ERW	GULF	IRPC	LHFG	MOONG	OR	PPP	RS	SEAFCO	SMT	SUN	THCOM	TOA	TURTLE	WGE	
AKR	AWC	BGRIM	CHEWA	CRD	ETC	GUNKUL	ITC	LIT	MSC	ORI	PPS	RT	SEAOL	SNC	SUSCO	THIP	TOG	TVDH	WHA	
ALLA	AYUD	BH	CHG <sup>2</sup>	CSC	ETE	HANA	ITEL	LOXLEY	MST	OSP	PR9	S	SECURE	SNNP	SUTHA	THRE	TOP	TVH	WHAUP	
ALT	B	BIZ	CHOW	CSS	FE	HARN	IVL	LPN	MTC	OTO	PRG	S&J	SELIC	SNP	SVI	THREL	TPBI	TVO	WICE	



## Companies with Very Good CG Scoring by alphabetical order

2S	CHIC	HUMAN	LEO	PTECH	SVOA
A5	CI	IFS	LHK	PYLON	SWC
AAI	CIG	INSET	MACO	RCL	TCC
AIE	CMC	IT	METCO	SALEE	TEKA
ALUCON	COMAN	J	MICRO	SANKO	TFM
AMR	CSP	JCKH	MK	SCI	TMILL
APURE	DOD	JDF	MVP	SCN	TNP
ARIN	DPAINT	JKN	NCAP	SE	TPLAS
AS	DVB	JMART	NOVA	SE-ED	TPOLY
ASIA	EFORL	JUBILE	NTSC	SFLEX	TRC
ASIAN	EKH	K	PACO	SINGER	TRU
ASIMAR	ESSO	KCAR	PIN	SKN	TRUBB
ASN	ESTAR	KGI	PQS	SONIC	TSE
AURA	EVER	KIAT	PREB	SORKON	VRANDA
BR	FORTH	KISS	PRI	SPVI	WAVE
BSBM	FSMART	KK	PRIME	SSP	WFX
BTG	FTI	KTIS	PROEN	SST	WIIK
CEN	GEL	KWC	PROS	STANLY	WIN
CGH	GPI	KWM	PROUD	STP	WP
CH	HEALTH	LDC	PSTC	SUPER	XO



## Companies with Good CG Scoring by alphabetical order

24CS	EASON	LEE	PMTA	SOLAR	WORK
AMANAH	FNS	MASTER	PPM	SPA	WPH
AMARC	FTE	MBAX	PRAKIT	STECH	YONG
AMC	GIFT	MEB	PRAPAT	STPI	ZIGA
APP	GJS	MENA	PRECHA	SVR	
ASAP	GTB	META	PRIN	TC	
BCT	GTV	MGT	PSG	TCCC <sup>3</sup>	
BEB	GYT	MITSIB	RABBIT	TEAM	
BIG	HL	MJD	READY	TH	
BIOTEC	HTECH	MOSHI	RJH	TIGER	
BLESS	HYDRO	MUD	RSP	TITLE	
BSM	IIG	NATION	RWI	TKC	
BVG	INGRS	NNCL	S11	TMI	
CAZ	INSURE	NPK	SAAM	TNH	
CCET	IRCP	NSL	SAF	TPA	
CHARAN	ITD	NV	SAMCO	TPAC	
CHAYO	ITNS	OGC	SAWAD	TRITN	
CHOTI	JCK	PAF	SCAP	UBA	
CITY	JMT	PCC	SCP	UMI	
CMAN	JR	PEACE	SIAM	UMS	
CMR	JSP	PICO	SKE	UTP	
CRANE	KBS	PK	SKY	VARO	
CWT	KGEN	PL	SMART	VPO	
DHOUSE	KIL	PLANET	SMD	W	
DTCENT	L&E	PLE	SMIT	WARRIX	

Score Range	Number of Logo	Description
Less than 50	No logo given	-
50-59		Pass
60-69		Satisfactory
70-79		Good
80-89		Very Good
90-100		Excellent

Source : <http://www.thai-iod.com/th/projects-2.asp>

**IOD (IOD Disclaimer) Disclaimer:** The disclosure of the survey result of the Thai Institute of Directors Association ("IOD") regarding corporate governance is made pursuant to the policy of the Office of the Securities and Exchange Commission. The survey of the IOD is based on the information of a company listed on the Stock Exchange of Thailand and the Market for Alternative Investment disclosed to the public and able to be accessed by a general public investor. The result, therefore, is from the perspective of a third party. It is not an assessment of operation and is not based on inside information. The survey result is as of the date appearing in the Corporate Governance Report of Thai Listed Companies. As a result, the survey result may be changed after that date or when there is any change to the relevant information. Nevertheless, RHB Securities (Thailand) Public Company Limited does not confirm, verify, or certify the accuracy and completeness of such survey result.

การเปิดเผยผลการสำรวจของสมาคมส่งเสริมสถาบันกรรมการบริษัทไทย (IOD) ในเรื่องการกำกับดูแลกิจการ (Corporate Governance) นี้เป็นการดำเนินการตามนโยบายของสำนักงานคณะกรรมการกำกับหลักทรัพย์และตลาดหลักทรัพย์ โดยที่การสำรวจของ IOD เป็นการสำรวจและประเมินจากข้อมูลของบริษัทจดทะเบียนในตลาดหลักทรัพย์แห่งประเทศไทยและตลาดหลักทรัพย์เอเอ็มเอไอ ที่มีการเปิดเผยต่อสาธารณะและเป็นข้อมูลที่ผู้ลงทุนทั่วไปสามารถเข้าถึงได้ ดังนั้นผลการสำรวจดังกล่าวจึงเป็นการนำเสนอในมุมมองของบุคคลภายนอกโดยไม่ได้เป็นการประเมินการปฏิบัติและมีได้มีการใช้ข้อมูลภายในในการประเมิน

อนึ่ง ผลการสำรวจดังกล่าว เป็นผลการสำรวจ ณ วันที่ปรากฏในรายงานการกำกับดูแลกิจการบริษัทจดทะเบียนไทยเท่านั้น ดังนั้นผลการสำรวจจึงอาจเปลี่ยนแปลงได้ภายหลังวันดังกล่าว ทั้งนี้บริษัทหลักทรัพย์ อาร์เอชบี จำกัด (มหาชน) มิได้ยืนยันหรือรับรองถึงความถูกต้องของผลการสำรวจดังกล่าวแต่อย่างใด

# Anti-Corruption Progress Indicator 2023 (as of 1 Nov 2023)

Certified by CAC (ได้รับการรับรอง)									
2S	BEC	DCC	HARN	LANNA	ORI	PYLON	SMK	THRE	
7UP	BEYOND	DELTA	HENG	LH	PAP	Q-CON	SMPC	THREL	
AAI	BGC	DEMCO	HMPRO	LHFG	PATO	QH	SNC	TIDLOR	
ADVANC	BGRIM	DOHOME	HTC	LHK	PB	QLT	SNP	TIPCO	
AF	BKI	DRT	ICC	LPN	PCSGH	QTC	SORKON	TISCO	
AH	BLA	DUSIT	ICHI	LRH	PDG	RABBIT	SPACK	TKS	
AJ	BPP	EA	IFS	M	PDJ	RATCH	SPALI	TKT	
AE	BROOK	EASTW	III	MAJOR	PG	RML	SPC	TMD	
AIRA	BRR	ECF	ILNK	MALEE	PHOL	RS	SPI	TMILL	
AJ	BSBM	EGCO	ILM	MATCH	PIMO	RWI	SPRC	TMT	
AKP	BTS	EP	INET	MBAX	PK	S&J	SRICHA	TNITY	
AMA	BWG	EPG	INOX	MBK	PL	SAAM	SSF	TNL	
AMANA	CEN	ERW	INSURE	MC	PLANB	SABINA	SSP	TNP	
AMATA	CENTEL	ESTAR	INTUCH	MCOT	PLANET	SAK	SSSC	TNR	
AMATAV	CFRESH	ETC	IRPC	META	PLAT	SAPPE	SST	TOG	
AP	CGH	ETE	ITEL	MFC	PM	SAT	STA	TOP	
APCS	CHEWA	FNS	NVL	MFEC	PPP	SC	STGT	TOPP	
AS	CHOTI	FPI	JAS	MILL	PPPM	SCB	STOWER	TPA	
ASIAN	CHOW	FPT	JKN	MINT	PPS	SCC	SUSCO	TPCS	
ASK	CIMBT	FSMART	JR	MONO	PR9	SCCC	SVI	TRT	
ASP	CM	FTE	JTS	MOONG	PREB	SCG	SYMC	TRU	
AWC	CMC	GBX	KASET	MSC	PRG	SCGP	SYNTEC	TRUE	
AYUD	CMCF	GC	KBANK	MST	PRINC	SCM	TAE	TSC	
B	COM7	GCAP	KBS	MTC	PRM	SCN	TAKUNI	TSI	
BAFS	COTTO	GEL	KCAR	MTI	PROS	SEAOL	TASCO	TSTE	
BAM	CPALL	GFPT	KCC	NATION	PSH	SE-ED	TCAP	TSTH	
BANPU	CPAXT	GGC	KCE	NCAP	PSL	SELIC	TFG	TTB	
BAY	CPF	GJS	KGEN	NEP	PSTC	SENA	TFI	TTCL	
BRGI	CPI	GPI	KGI	NKI	PT	SGC	TFMAMA	TU	
BBL	CPL	GPSC	KKP	NOBLE	PTECH	SGP	TGE	TVDH	
BCH	CPN	GSSTEEL	KSL	NRF	PTG	SIRI	TGH	TVO	
BCP	CPW	GULF	KTB	OCC	PTT	SITHAI	THANI	TWPC	
BCPG	CRC	GUNKUL	KTC	OGC	PTTEP	SKR	THCOM	U	
BES	CSC	HANA	L&E	OR	PTTGC	SMIT	THIP	UBIS	

Declared (ประกาศเจตนารมณ์)									
ACE	BTG	DMT	ICN	LH	NER	PRI	SCB	SVT	TQM
ADB	BYD	EKH	IHL	MEGA	NEX	PROEN	SENX	TBN	TRUE
ALT	CAZ	FC	ITC	MENA	OSP	PRTR	SFLEX	TEGH	VIBHA
AMC	CBG	FSX	J	MTSIB	OTO	RBF	SIS	TIPH	W
ASW	CI	GLOBAL	JMART	MME	PLUS	RT	SKE	TKN	WPH
BLAND	CV	GREEN	JMT	MODERN	POLY	SA	SMM	TPAC	XPG
BRI	DEXON	HL	LEO	MOVE	PQS	SANKO	SVOA	TPLAS	

N/A									
3K-BAT	BDMS	CPNCG	GL	KTIS	MPIC	PRIN	SHR	TCCC	TTT
A	BEAUTY	CPNRET	GLAND	KWC	M-STOR	PRO	SHREIT	TCJ	TTW
AAV	BEM	CPT	GLOCON	KYE	NC	PROSPECT	SIAM	TCOAT	TU-PF
ACC	BH	CPTGF	GRAMMY	LALIN	NCH	PTL	SIRIP	TEAM	TWP
ACG	BIG	CRANE	GRAND	LEE	NEW	QHHR	SISB	TEAMG	TWZ
AEONTS	BIOTEC	CSP	GROREIT	LHHOTEL	NFC	QHOP	SKN	TEKA	TYCN
AFC	BIZ	CSR	GVREIT	LHFP	NNCL	QHFP	SKY	TFIF	UAC
AGE	BJC	CSS	GYT	LHSC	NOVA	RAM	SLP	TFM	UMI
AHC	BJCHI	CTARAF	HFT	LOXLEY	NSL	RCL	SM	TGPRO	UNIQ
AIMCG	BKD	CTW	HPF	LPF	NTV	RICHY	SMT	TH	UP
AMIRT	BKKCP	CWT	HTECH	LPH	NUSA	RJH	SNNP	THAI	UPOIC
AIT	BLISS	DCON	HUMAN	LST	NV	ROCK	SO	THE	URBNPF
AJA	BOFFICE	DDD	HYDROGEN	LUXF	NVD	ROH	SOLAR	THG	UTP
AKR	BR	DIF	IFEC	MACO	NYT	ROJNA	SPCG	THL	UVAN
ALLA	BROCK	DREIT	IMPACT	MANRIN	OHTL	RPC	SPG	TIF1	VARO
ALLY	BRGGF	DTCENT	INETREIT	MATI	OISHI	RPH	SPRIME	TK	VNG
ALUCON	BTNC	DTCI	INGRS	MAX	ONEE	RSP	SO	TKC	VPO
AMARN	BTSQIF	EASON	INSET	M-CHAI	PACE	S	SRIPANWA	TLHPF	VRANDA
AMATAR	BUI	EE	IT	MCS	PAF	S11	SSC	TLI	WAVE
AMR	B-WORK	EGATIF	ITD	MDX	PCC	SABUY	SSPF	TNPC	WFX
ANAN	CCET	EMC	JASIF	METCO	PEACE	SAFARI	SSTR	TNPF	WGE
AOT	CCP	ERWPF	JCK	MICRO	PERM	SAM	STANLY	TOA	WHABT
APCO	CGD	ESSO	JCT	MIDA	PF	SAMART	STEC	TPBI	WHAIR
APEX	CH	EVER	JDF	M-I	PIN	SAMCO	STECH	TPPL	WHART
APURE	CHARAN	F&D	JWD	MIPF	PLE	SAMTEL	STHAI	TPIPP	WIN
AQ	CHAYO	FANCY	KAMART	MIT	PMTA	SAUCE	STI	TPOLY	WORK
ASAP	CHG	FMT	KBSPF	MJD	POLAR	SAWAD	STPI	TPRIME	WORLD
ASEFA	CITY	FN	KC	MJLF	POIMPUI	SAWANG	SUC	TR	WP
ASIA	CIVIL	FORTH	KDH	MK	POPF	SCAP	SUN	TRC	
ASIMAR	CK	FTI	KEX	ML	PORT	SCI	SUPER	TRITN	
AURA	CKP	FTREIT	KIAT	MINT	POST	SCP	SUPEREIF	TRUBB	
B52	CMAN	FUTUREP	KISS	MINT2	PPF	SDC	SUTHA	TSE	
BA	CMR	GAHREIT	KKC	MNRF	PRAKIT	SEAFCO	SYNEX	TSR	
BAREIT	CNT	GENCO	KPNPF	MOSHI	PRECHA	SFP	TC	TTI	
BCT	CPH	GFT	KTBSTMR	M-PAT	PRIME	SHANG	TCC	TTLPF	

**คำชี้แจง:** ข้อมูลบริษัทที่เข้าร่วมโครงการแนวร่วมปฏิบัติของภาคเอกชนไทยในการต่อต้านทุจริต (Thai CAC) ของสมาคมส่งเสริมสถาบันกรรมการบริษัทไทย มี 2 กลุ่ม

-ได้ประกาศเจตนารมณ์เข้าร่วม CAC -ได้รับการรับรอง CAC Source :Thai Institute of Directors

**Disclaimer:** The disclosure of the Anti-Corruption Progress Indicators of a listed company on the Stock Exchange of Thailand, which is assessed by the relevant institution as disclosed by the Office of the Securities and Exchange Commission, is made in order to comply with the policy and sustainable development plan for the listed companies. The relevant institution made this assessment based on the information received from the listed company, as stipulated in the form for the assessment of Anti-corruption which refers to the Annual Registration Statement (Form 56-1), Annual Report (Form 56-2), or other relevant documents or reports of such listed company. The assessment result is therefore made from the perspective of a third party. It is not an assessment of operation and is not based on any inside information. Since this assessment is only the assessment result as of the date appearing in the assessment result, it may be changed after that date or when there is any change to the relevant information. Nevertheless, RHB Securities (Thailand) Public Company Limited does not confirm, verify, or certify the accuracy and completeness of the assessment result.

การเปิดเผยการประเมินดัชนีชี้วัดความคืบหน้าการป้องกันอาชญากรรมที่มีส่วนเกี่ยวข้องกับการทุจริตคอร์รัปชัน (Anti-corruption Progress Indicators) ของบริษัทจดทะเบียนในตลาดหลักทรัพย์แห่งประเทศไทยที่จัดทำโดยสถาบันที่เกี่ยวข้องซึ่งมีการเปิดเผยโดยสำนักงานคณะกรรมการกำกับหลักทรัพย์ และตลาดหลักทรัพย์นี้ เป็นการดำเนินการตามนโยบาย และตามแผนพัฒนาความยั่งยืนสำหรับบริษัทจดทะเบียนโดยผลการประเมินดังกล่าว สถาบันที่เกี่ยวข้องอาศัยข้อมูลที่ได้รับการเปิดเผยโดยบริษัทจดทะเบียนนั้น แล้วแต่กรณี ดังนั้น ผลการประเมินดังกล่าวจึงเป็นการนำเสนอในมุมมอง ของสถาบันที่เกี่ยวข้องซึ่งเป็นบุคคลภายนอก โดยมีได้เป็นการประเมินการปฏิบัติของของบริษัทจดทะเบียนในตลาดหลักทรัพย์แห่งประเทศไทย และมีได้ข้อมูลภายในเพื่อการประเมิน เนื่องจากผลการประเมินดังกล่าวเป็นเพียงผลการประเมิน ณ วันที่ปรากฏในผลการประเมินเท่านั้น ดังนั้นผลการประเมินจึงอาจเปลี่ยนแปลงได้ภายหลังวันดังกล่าว หรือรับรองความถูกต้องครบถ้วนของผลประเมินดังกล่าวแต่อย่างใด ทั้งนี้บริษัทหลักทรัพย์ อาร์เอชบี จำกัด (มหาชน) มิได้ยืนยันตรวจสอบหรือรับรองความถูกต้องของผลการสำรวจ

